

RECONN R4⁺

HYPERCAMPER ELITE



THE FREEDOM TO GO ANYWHERE

RETREAT TO LUXURY



SLEEPS 1-5
PEOPLE



3 LAYOUT
OPTIONS



ENSUITE
STANDARD



FINANCE
AVAILABLE



PRICE FROM
\$71,500




Take your carrying capacity, 4wd-ability and off-grid capability to the highest level. The Recon R4T Elite Hypercamper features an industry-leading external deluxe kitchen, spacious ensuite, opulent bed set up, and incredible storage to give you a smart, yet luxurious Hypercamper.

WWW.OVERLANDINGNORTHAMERICA.COM

SUPER FAST SET-UP


With just the push of a button, automatic DC actuators will have your roof up in no time, making it one of the quickest and easiest setups on the market. Whether you're escaping the summer heat or sheltering from the rain, the wind out awning will protect you from the elements so that you can make the most of every single moment.





SERVE UP A 5 STAR MEAL

Featuring a 3-burner gas cook top with folding glass top and stainless steel sink, the possibilities are endless in this gourmet external kitchen – the first of its kind in the industry. Meal preparation is made easy with large bench space and easily accessible storage cupboards; whether you're an amateur or a cooking connoisseur, you'll have everything you need when on the road.



Combined 3 Burner Gas Cook Top and Sink.



Unbelievable Exterior Deluxe Kitchen With Huge Storage



TARE WEIGHT
5,400LBS



ATM WEIGHT
7,716LBS



LENGTH
259.8IN



WIDTH
78.7IN



TRAVEL HEIGHT
88.58IN



OPEN HEIGHT
118IN


WWW.OVERLANDINGNORTHAMERICA.COM



Ready to go off-grid



Home away from home



Internal ensuite



120v ready system, REDARC Manager30 BMS, Water Gauge



Tackle any rough outback trails to sandy beach tracks



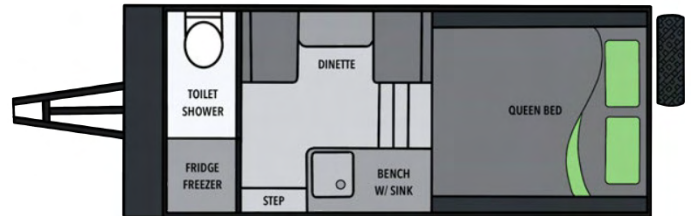
Massive drivers side storage hatch



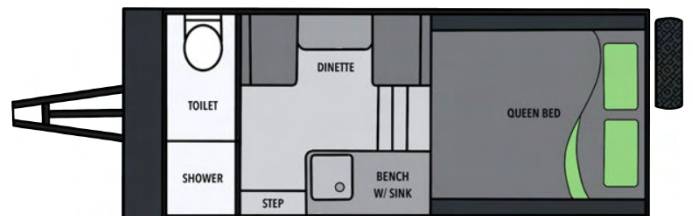
Cruisemaster ATX 2.8T Coil Spring Trailing Arm Suspension

A LITTLE EXTRA SPACE GOES A LONG WAY

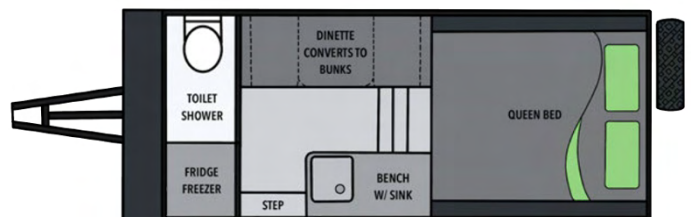

The Recon R4T Elite Hypercamper offers generous storage and comes standard in a cafe dinette, which has plenty of space for you to sit and relax. The quality upholstered seating and generously sized table are the perfect spot to enjoy a morning coffee or fuel up with a quick meal before you head out on your next adventure.



1. COMBINED ENSUITE FOR 1-2 PEOPLE



2. SEPARATE ENSUITE FOR 1-2 PEOPLE



3. BUNK OPTIONS FOR 1-5 PEOPLE



RECONN COMPARISON LIST

| | R2 ELITE | R4 ELITE | R4T ELITE |
|--|----------|----------|-----------|
| LAYOUT OPTIONS | | | |
| Dinette Seating - 2 Berth | | | |
| Internal Ensuite | OPTION | ✓ | ✓ |
| Bunk Bed Option - 3 or 4 Berth | OPTION | OPTION | OPTION |
| Bunk Bed Option - Up to 5 Berth | | OPTION | OPTION |
| BODY | | | |
| Automatic roof lift and close - DC Actuators | ✓ | ✓ | ✓ |
| Galvanized tubular steel frame | ✓ | ✓ | ✓ |
| Fully insulated aluminium composite side panelling | ✓ | ✓ | ✓ |
| One piece composite insulated roof panel | ✓ | ✓ | ✓ |
| Front lockable hatches, access to large front boot | ✓ | ✓ | ✓ |
| Pole storage area, access from both sides | ✓ | ✓ | ✓ |
| Stone guard protection | ✓ | ✓ | ✓ |
| Gas bottle storage for 2 x 5Lb bottles (not included) | ✓ | ✓ | ✓ |
| Massive storage on driver's side | ✓ | ✓ | ✓ |
| 2 x Recessed Dust and Waterproof Hatches (Drivers Side) - 1 x Hot Water Vent Hatch + 1 x 240v Inlet and RCD Hatch | ✓ | ✓ | ✓ |
| CHASSIS | | | |
| 150mm galvanized steel chassis frame & drawbar | ✓ | ✓ | ✓ |
| DO35 Off Road hitch with tow pin - 3.5 tonne | ✓ | ✓ | ✓ |
| Ark extreme (XO) jockey wheel - height adjustable - swing up | ✓ | ✓ | ✓ |
| 4 drop down stabiliser legs - with handle | ✓ | ✓ | ✓ |
| Drawbar Anti Chip Coating | ✓ | ✓ | ✓ |
| Rear mounted spare wheel - Room for a second | ✓ | ✓ | ✓ |
| Rock Sliders | ✓ | ✓ | ✓ |
| SUSPENSION | | | |
| Cruisemaster ATX Coil Spring Trailing Arm Suspension with extra heavy duty shock absorbers and 12" Electric Brakes - 2.8 tonne capacity (6 stud) | ✓ | ✓ | - |
| Tandem - ATX 4.45T Coil Spring Trailing Arm Suspension with extra heavy duty shock absorbers and 12" Electric Brakes - 3.5 tonne capacity (6 stud) | - | - | ✓ |
| Tandem - ATX 4.45T Coil Spring Trailing Arm Suspension with extra heavy duty shock absorbers and 12" Electric Brakes - 3.5 tonne capacity (5 stud) | - | - | - |
| WHEELS AND TIRES | | | |
| 6 Stud 16" Off Road Steel Rims fitted with 265/75 x 16" Mud Tires x 3 | - | - | - |
| 6 Stud 16" Alloy Mags (Load Rated) fitted with 265/75 x 16" Mud Tires | 3 | 3 | 5 |

RECONN COMPARISON LIST

| | R2 ELITE | R4 ELITE | R4T ELITE |
|---|----------------|------------------------|------------------------|
| KITCHEN | | | |
| Unbelievable Exterior Deluxe Kitchen with huge storage | ✓ | ✓ | ✓ |
| 2 Burner Gas Cooktop with folding glass lid and separate stainless steel sink with hot and cold plumbing | NO COST OPTION | NO COST OPTION | — |
| Combined 3 Burner Gas Cooktop and Stainless Steel Sink with hot and cold Flick Mixer Tap with folding glass lids | ✓ | ✓ | ✓ |
| Fridge slide - passenger side front storage area - with Anderson plug | ✓ | — | — |
| LED Strip Light to the hatch door in the kitchen | ✓ | ✓ | ✓ |
| INTERIOR | | | |
| Stainless steel sink with folding glass top (installed inside above drawer unit or fridge) with flick mixer tap and plumbed hot and cold water - Availability subject to layout | OPTION | ✓ | ✓ |
| 175L 12v compressor fridge/freezer - Reconn R4 Single - Combined Ensuite - Layout R4LAC003 | — | ✓ | N/A |
| 130L 12v compressor fridge/freezer - Reconn R4 Single - Separate Ensuite - Layout R4LAS004 | — | ✓ | N/A |
| 175L 12v compressor fridge/freezer - Reconn R4 Tandem - Combined Ensuite - Layout R4LAC005T | — | N/A | ✓ |
| 130L 12v compressor fridge/freezer - Reconn R4 Tandem - Separate Ensuite - Layout R4LAC006T | — | N/A | ✓ |
| Sirocco Fan | ✓ | ✓ | ✓ |
| Dinette Table Options - Tri Fold or Telescopic - Subject to layout | TRI FOLD | TRI FOLD OR TELESCOPIC | TRI FOLD OR TELESCOPIC |
| Standard Trim Package | — | — | — |
| Premium Trim Package | ✓ | ✓ | ✓ |
| Premium Cabinet Package | ✓ | ✓ | ✓ |
| Queen Size Inner Spring Pillow Top Mattress | ✓ | ✓ | ✓ |
| Space Saver Slide Out/Fold Down Stairs to Queen Bed + 3 x Storage Drawers | — | — | — |
| Space Saver Slide Out/Fold Down Stairs to Queen Bed + 4 x Storage Drawers | ✓ | — | — |
| Staircase for easy access to Queen Bed + 3 x Storage Drawers | — | ✓ | ✓ |
| Additional internal storage | ✓ | ✓ | ✓ |
| Fire extinguisher & smoke alarm | ✓ | ✓ | ✓ |



RECONN COMPARISON LIST

| | R2 ELITE | R4 ELITE | R4T ELITE |
|--|-------------|---------------|---------------|
| ELECTRICAL SYSTEM | | | |
| Filtered Dust Suppression System | ✓ | ✓ | ✓ |
| REDARC Manager 30 - BMS 1230S2 MPPT Solar Controller/BC-DC 120volt Charger | ✓ | ✓ | ✓ |
| 2 x 175watt Solar Panel - Roof Mounted | ✓ | ✓ | ✓ |
| 120V System Ready With Wiring Pigtailed for Easy Installation. | ✓ | ✓ | ✓ |
| 12volt/USB power outlets | 5 x Outlets | 8 x Outlets | 8 x Outlets |
| 120amp hour AGM Deep Cycle Battery - High Output | 1 x Battery | 2 x Batteries | 2 x Batteries |
| Switch Board - Integrating electrical components | ✓ | ✓ | ✓ |
| Anderson plug to drawbar (car battery connection) | ✓ | ✓ | ✓ |
| Anderson plug for regulated portable solar panel connection | ✓ | ✓ | ✓ |
| WATER SYSTEM | | | |
| 47.6 Gallons Water - 2 x 23.8 Gallon Heavy Duty Poly Water Tanks - Room for a third | ✓ | - | - |
| 71.3 Gallons Water - 3 x 23.8 Gallon Heavy Duty Poly Water tanks - Room for a fourth | - | ✓ | ✓ |
| B.E.S.T - In Line Carbon Water Filter | ✓ | ✓ | ✓ |
| Exterior Shower - Hot and Cold Water | ✓ | ✓ | ✓ |
| Truma Gas Only 3.7G Hot Water Unit | ✓ | ✓ | ✓ |
| Tank water flow gauge | ✓ | ✓ | ✓ |
| Truma Combi 2E hot water/ space heater | - | - | - |
| 17.2 Gallon Grey Water | - | - | - |
| AWNING | | | |
| Full Annex Wall Set | - | - | - |
| Wind Out Awning for super quick and easy set up | ✓ | ✓ | ✓ |
| Add Anti-flap kit (AFK) | ✓ | ✓ | ✓ |
| Bagged Ensuite Shower Tent | - | - | - |
| FIGURES THAT SET US APART! | | | |
| Tare weight in pounds (standard spec - dry) | 3,750 | 4,519 | 5,401 |
| ATM in pounds | 6,173 | 6,173 | 7,716 |
| Payload in pounds (standard specification) | 2,535 | 1,653 | 2,315 |
| Tow Height (in in) | 84.6 | 88.6 | 88.6 |
| Overall length inc. spare tyre & hitch (in in) | 228.3 | 259.8 | 259.8 |
| Overall length including spare tire and hitch with 11.8in extended drawbar (in in) | 240.2 | 271.7 | 271.7 |
| Body Length (in in) | 173.2 | 200.8 | 200.8 |
| Body width (in in) - no awning | 74 | 79.5 | 79.5 |
| Overall width (in in) - Including awning | 78.3 | 83.9 | 83.9 |

Note: Ball weight will vary when load is added, it is very important to balance the load to comply with your vehicle specification and capacity.

Ball weight is dependent on options and design and it is recommended that a discussion is had with our team.

Note: Any accessories added to the camper will add additional weight.



CONTACT US

OVERLANDING NORTH AMERICA

6336 N. Oracle Rd STE 326
Tucson, AZ 85704
Ph: 602-909-3866

Overlanding North America is a Veteran Owned Small Business dedicated to family, exploring and the Pursuit of Adventure.

We don't like to compromise on comfort when we're on the trail, but with the type of places we like to go, weight and size matters. Our growing family had tried almost every type of camp set up and we were never quite satisfied on our adventures until we found lifestyle campers.

We felt a responsibility to our fellow adventure families to share these amazing trailers that can go off grid, get you where you want to go while keeping your family in safety and comfort for your journeys wherever they take you!



OVERLANDING
NORTH AMERICA

NOTE:

PRICING AND SPECIFICATIONS SUBJECT TO CHANGE WITHOUT NOTICE.

MODELS FEATURED IN THIS BROCHURE MAY CONTAIN OPTION ACCESSORIES

ISSUED MAY 2021

WWW.OVERLANDINGNORTHAMERICA.COM



WWW.OVERLANDINGNORTHAMERICA.COM